



# WEEKLY MARKET ANALYSIS

Paris  
1 rue Rossini  
75009 Paris  
France  
+33 1 82 88 55 86

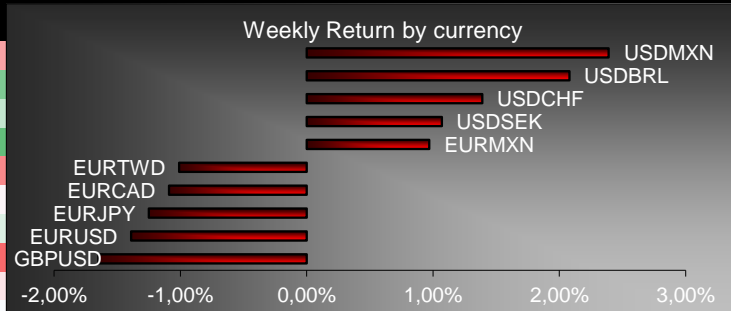
Madrid  
calle General Castaños 4  
28004 Madrid  
Espana  
+34 91 826 70 92

[www.New-Momentum.com](http://www.New-Momentum.com)

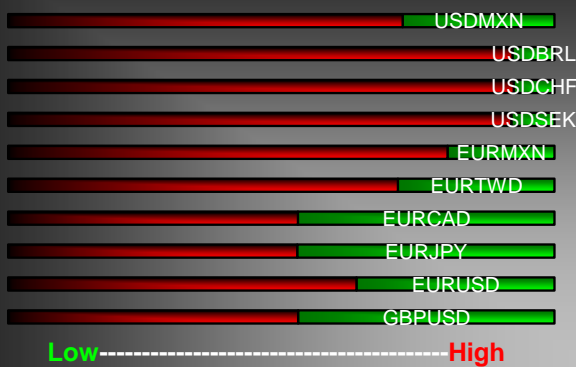
07/05/2018

## FX MARKET: Return by currency (in %)

Currencies	Spot	1W Ret.	MTD Ret.	QTD Ret.	YTD Ret.
USDMXN	19,2258	2,39%	2,39%	5,75%	-2,20%
USDBRL	3,5293	2,08%	0,63%	6,74%	6,67%
USDCHF	1,0032	1,39%	1,39%	5,16%	2,97%
USDSEK	8,8455	1,07%	1,07%	6,04%	8,09%
EURMXN	22,9422	0,97%	0,97%	2,39%	-2,84%
EURTWD	35,4995	-1,01%	-1,01%	-1,06%	-0,18%
EURCAD	1,5350	-1,09%	-1,09%	-3,44%	1,73%
EURJPY	130,3900	-1,25%	-1,25%	-0,45%	-3,62%
EURUSD	1,1933	-1,39%	-1,39%	-3,17%	-0,60%
GBPUSD	1,3538	-1,65%	-1,65%	-3,41%	0,18%



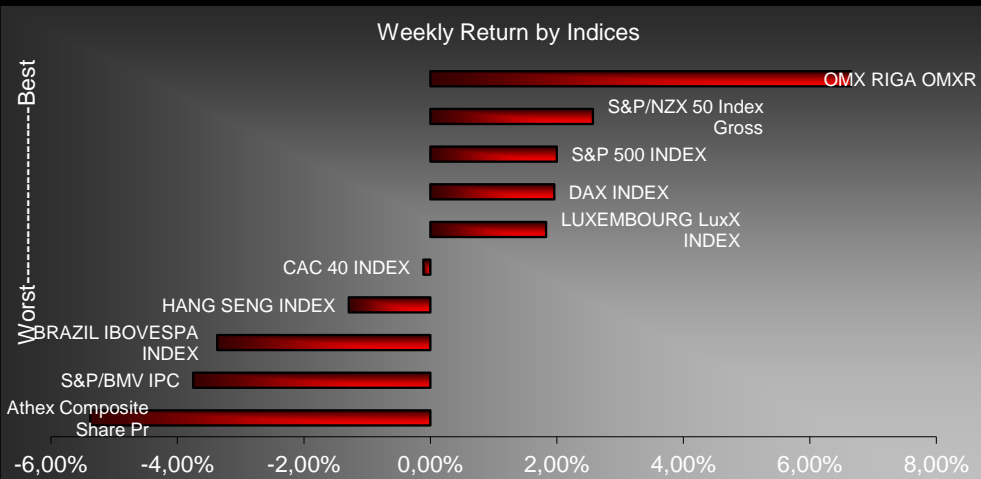
### Actual Spot with annual High/Low



Countries	GDP	CPI	Unemploy	Curr Acc Bal	Budget Bal	Central Bk
US	2,30	2,40	3,90	-2,36	-3,70	1,75%
Brazil	2,12	2,68	8,20	-0,48	-7,40	6,50%
Mexico	1,24	5,04	2,94	-1,62	-1,10	7,50%
UK	1,20	2,50	4,20	-4,07	-1,92	0,50%
France	2,10	1,80	8,90	-0,51	-3,80	0,00%
Germany	2,90	1,40	3,40	7,89	1,30	0,00%
Italy	1,60	0,60	11,00	2,75	-2,30	0,00%
Spain	2,90	1,10	16,10	1,90	-3,10	0,00%
Portugal	2,40	0,30	8,10	0,46	-3,00	0,00%
Switzerland	1,90	0,80	2,90	9,81	-0,19	-0,75%
Greece	1,80	0,20	20,90	-0,62	0,80	0,00%
Japan	1,60	1,10	2,50	4,00	-4,98	¥80T
Australia	2,40	1,90	5,50	-3,10	-0,91	1,50%
China	6,80	2,10	3,90	0,96	-3,72	16,00%

## EQUITY MARKET: Return by Indices

Indices	Value	1W Ret.
OMX RIGA OMXR	1.073,70	6,65%
IBEX 35 INDEX	10.059,80	1,59%
Euro Stoxx 50 Pr	3.542,98	0,37%
NIKKEI 225	22.467,52	1,27%
CAC 40 INDEX	5.517,45	-0,11%
DAX INDEX	12.735,40	1,96%
FTSE 100 INDEX	7.538,22	0,50%
SWISS MARKET INDEX	8.897,43	0,26%
S&P 500 INDEX	2.655,74	2,00%
HANG SENG INDEX	30.401,36	-1,29%
DOW JONES INDUS, AVI	24.212,83	1,82%
S&P/NZX 50 Index Gross	8.515,76	2,57%
S&P/BMV IPC	47.675,17	-3,75%
BRAZIL IBOVESPA INDE	84.616,77	-3,37%
LUXEMBOURG LuxX IND	1.635,78	1,83%
Athex Composite Share P	835,15	-5,38%



## RATE MARKET

EURO SWAPS (3M)		Europe Countries		United Kingdom	
Tenor	Mid Yield	Cash Market	Cash Market	Cash Market	Cash Market
1Y	-0,3174	3M Euribor	-0,328	1M libor	0,50731
2Y	-0,2105	6M Euribor	-0,269	2M libor	0,55638
3Y	-0,043	12M Euribor	-0,19	3M libor	0,67289
4Y	0,1325	EONIA	-0,36	6M libor	0,77926
5Y	0,292	EURONIA	-0,4537	UK base	0,5
6Y	0,4357	1W Repo	0	sonia O/N	0,4527
7Y	0,564	Active Futures		Active Futures	
8Y	0,68	2Y schatz	111,92	3M 1st	99,28001
9Y	0,7865	5Y bobl	131,18	3M 2nd	99,18001
10Y	0,882	10Y bund	159,24	Long gilt	122,56
15Y	1,2235	30Y bund	164,26	3M euribor	100,315
20Y	1,387	3M libor	99,28001	10Y bund	159,24
25Y	1,4425	3M euribor	100,315	3M euro\$	97,34
30Y	1,4575	euro\$	97,34		

United States			
Cash Market		Active Futures	
1M libor	1,9277	5 Year	113,5
3M libor	2,36906	10 Year	119,671875
6M libor	2,52019	Long Bond	143,59375
1Y libor	2,77666	5Y Swap	95,59375
FED funds	1,68	10Y Swap	93,234375
1W Repo	1,775	30Y Swap	88,6875

**Disclaimer :** This material is for your private information and is confidential. The document described herein is NOT intended to advise or influent the Client decision. It is aimed at the Client to summarize Market movements over the week. New Momentum disclaims all responsibility for any loss generated by any transaction. The Client is aware that certain transactions may give rise to substantial risks and are NOT suitable for all. This material is the New Momentum's property and can NOT be diffused without New Momentum agreement.