



WEEKLY MARKET ANALYSIS

Paris
1 rue Rossini
75009 Paris
France
+33 1 82 88 55 86

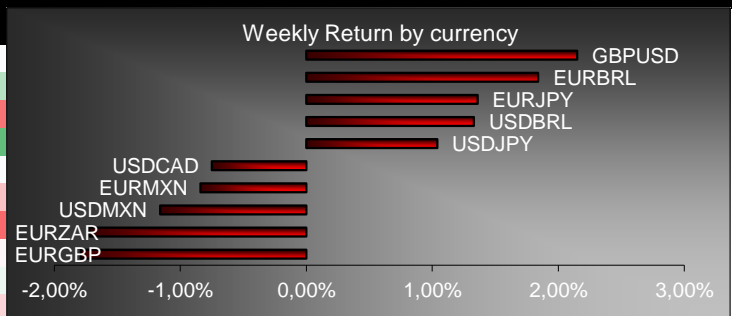
Madrid
calle Fortuny 45
28010 Madrid
Espana
+34 91 826 70 92

www.New-Momentum.com

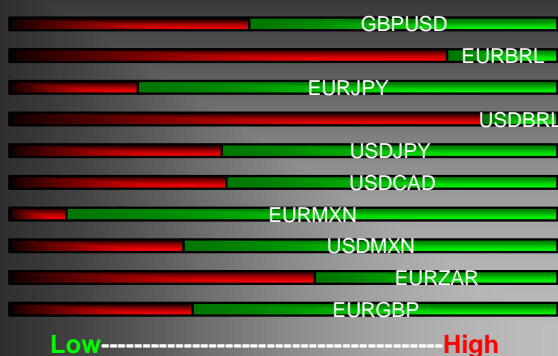
14/10/2019

FX MARKET: Return by currency (in %)

Currencies	Spot	1W Ret.	MTD Ret.	QTD Ret.	YTD Ret.
GBPUSD	1,2581	2,15%	2,37%	2,37%	-1,30%
EURBRL	4,5366	1,84%	0,13%	0,13%	2,03%
EURJPY	119,2500	1,36%	1,14%	1,14%	-5,07%
USDBRL	4,1098	1,33%	-1,12%	-1,12%	6,07%
USDJPY	108,2400	1,04%	0,08%	0,08%	-1,29%
USDCAD	1,3213	-0,75%	-0,21%	-0,21%	-3,02%
EURMXN	21,3130	-0,84%	-0,94%	-0,94%	-5,36%
USDMXN	19,3444	-1,16%	-1,97%	-1,97%	-1,64%
EURZAR	16,3642	-1,72%	-1,08%	-1,08%	-0,64%
EURGBP	0,8758	-1,79%	-1,28%	-1,28%	-2,52%



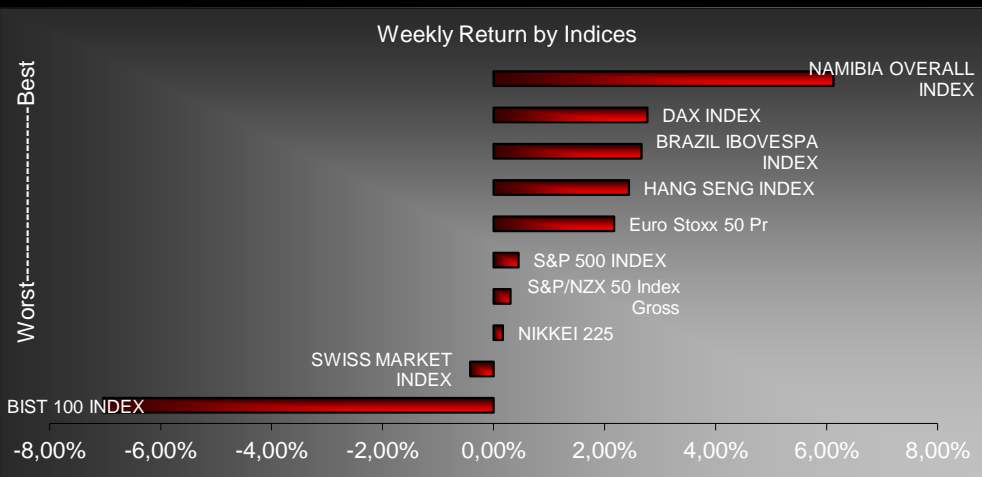
Actual Spot with annual High/Low



Countries	GDP	CPI	Unemploy	Curr Acc Bal	Budget Bal	Central Bk
US	2,00	1,70	3,50	-2,50	-4,47	2,00%
Brazil	1,01	2,89	8,20	-1,48	-6,32	5,50%
Mexico	-0,82	3,00	3,74	-1,71	-1,70	7,75%
UK	1,30	1,70	3,80	-5,00	-2,15	0,75%
France	1,40	1,10	8,50	-0,59	-3,80	0,00%
Germany	0,40	0,90	3,10	7,11	1,70	0,00%
Italy	0,10	0,30	9,50	2,47	-2,10	0,00%
Spain	2,00	0,20	13,80	0,93	-2,50	0,00%
Portugal	1,80	-0,30	6,30	-1,01	-0,50	0,00%
Switzerland	0,30	0,10	2,30	10,67	1,62	-0,75%
Greece	1,90	0,20	16,70	-2,54	1,10	0,00%
Japan	1,30	0,30	2,20	3,41	-2,54	¥80T
Australia	1,40	1,60	5,30	-0,65	-0,01	0,75%
China	6,20	2,80	3,61	1,21	-4,17	13,00%

EQUITY MARKET: Return by Indices

Indices	Value	1W Ret.
NAMIBIA OVERALL INDE:	1.297,90	6,12%
IBEX 35 INDEX	9.217,80	1,92%
Euro Stoxx 50 Pr	3.546,62	2,17%
NIKKEI 225	21.798,87	0,17%
CAC 40 INDEX	5.625,19	1,88%
DAX INDEX	12.432,61	2,77%
FTSE 100 INDEX	7.217,28	2,10%
SWISS MARKET INDEX	9.921,55	-0,42%
S&P 500 INDEX	2.970,27	0,45%
HANG SENG INDEX	26.533,65	2,44%
DOW JONES INDUS. AVC	26.816,59	0,66%
S&P/NZX 50 Index Gross	11.026,60	0,30%
S&P/BMV IPC	43.214,59	1,31%
BRAZIL IBOVESPA INDE)	103.831,90	2,67%
LUXEMBOURG LuxX INDI	1.319,37	1,66%
BIST 100 INDEX	97.701,05	-7,04%



RATE MARKET

EURO SWAPS (3M)		Europe Countries		United Kingdom	
Tenor	Mid Yield	Cash Market		Cash Market	
1Y	-0,4757	3M Euribor	-0,418	1M libor	0,71638
2Y	-0,5006	6M Euribor	-0,358	2M libor	0,75563
3Y	-0,4887	12M Euribor	-0,303	3M libor	0,78475
4Y	-0,4599	EONIA	-0,465	6M libor	0,85138
5Y	-0,419	EURONIA	-0,5652	UK base	0,75
6Y	-0,3684	1W Repo	0	sonia O/N	0,7115
7Y	-0,3108	Active Futures		Active Futures	
8Y	-0,247	2Y schatz	112,225	3M 1st	99,24
9Y	-0,1822	5Y bobl	135,21	3M 2nd	99,31
10Y	-0,117	10Y bund	172,85	Long gilt	132,83
15Y	0,148	30Y bund	212,04	3M euribor	100,44
20Y	0,2859	3M libor	99,24	10Y bund	172,85
25Y	0,3322	3M euribor	100,44	3M euro\$	98,125
30Y	0,3389	euro\$	98,125		

United States			
Cash Market		Active Futures	
1M libor	1,9135	5 Year	119,242188
3M libor	2,00088	10 Year	130,359375
6M libor	1,97563	Long Bond	161,3125
1Y libor	1,9555	5Y Swap	99,7265625
FED funds	1,8	10Y Swap	98,375
1W Repo	1,945	30Y Swap	135,78125

Disclaimer : This material is for your private information and is confidential. The document described herein is NOT intended to advise or influent the Client decision. It is aimed at the Client to summarize Market movements over the week. New Momentum disclaims all responsibility for any loss generated by any transaction. The Client is aware that certain transactions may give rise to substantial risks and are NOT suitable for all. This material is the New Momentum's property and can NOT be diffused without New Momentum agreement.