



WEEKLY MARKET ANALYSIS

Paris
1 rue Rossini
75009 Paris
France
+33 1 71 60 75 22

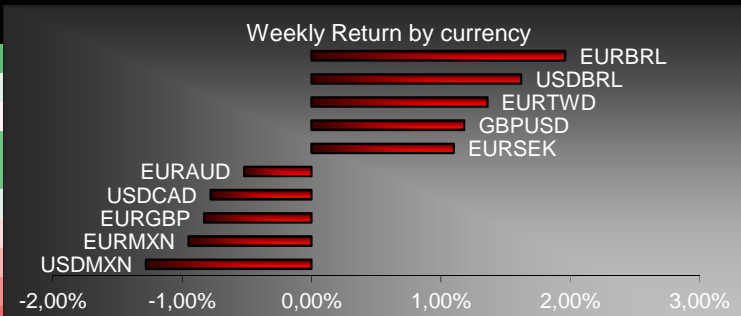
Madrid
calle General Castaños 4
28004 Madrid
Espana
+34 91 826 70 92

www.New-Momentum.com

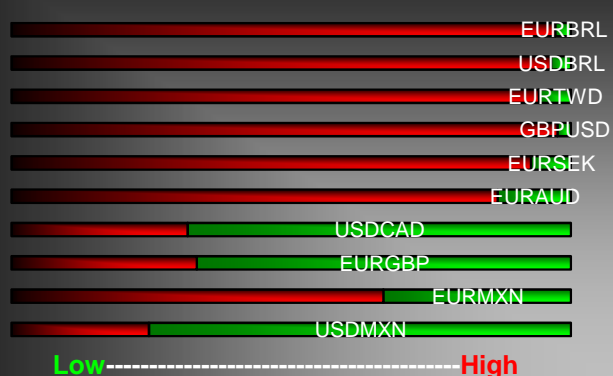
16/04/2018

FX MARKET: Return by currency (in %)

| Currencies | Spot | 1W Ret. | MTD Ret. | QTD Ret. | YTD Ret. |
|------------|---------|---------|----------|----------|----------|
| EURBRL | 4,2207 | 1,96% | 3,78% | 3,78% | 6,09% |
| USDBRL | 3,4229 | 1,62% | 3,53% | 3,53% | 3,46% |
| EURTWD | 36,3480 | 1,36% | 1,30% | 1,30% | 2,21% |
| GBPUSD | 1,4301 | 1,18% | 2,04% | 2,04% | 5,83% |
| EURSEK | 10,4085 | 1,10% | 1,25% | 1,25% | 5,84% |
| EURAUD | 1,5903 | -0,52% | -0,84% | -0,84% | 3,45% |
| USDCAD | 1,2607 | -0,78% | -2,27% | -2,27% | 0,29% |
| EURGBP | 0,8643 | -0,83% | -1,68% | -1,68% | -2,68% |
| EURMXN | 22,3153 | -0,95% | -0,41% | -0,41% | -5,50% |
| USDMXN | 18,0538 | -1,28% | -0,70% | -0,70% | -8,17% |



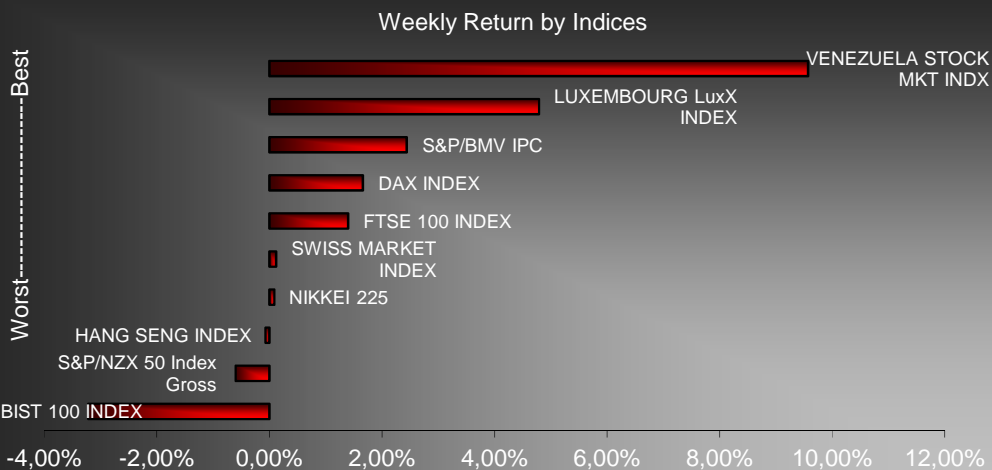
Actual Spot with annual High/Low



| Countries | GDP | CPI | Unemploy | Curr Acc Bal | Budget Bal | Central Bk |
|-------------|------|------|----------|--------------|------------|------------|
| US | 2,90 | 2,40 | 4,10 | -2,36 | -3,40 | 1,75% |
| Brazil | 2,12 | 2,68 | 8,20 | -0,48 | -8,49 | 6,50% |
| Mexico | 1,52 | 5,04 | 3,21 | -1,62 | -1,10 | 7,50% |
| UK | 1,40 | 2,70 | 4,30 | -4,07 | -2,12 | 0,50% |
| France | 2,50 | 1,70 | 8,90 | -0,59 | -3,80 | 0,00% |
| Germany | 2,90 | 1,50 | 3,50 | 7,89 | 0,80 | 0,00% |
| Italy | 1,60 | 1,10 | 10,90 | 2,75 | -2,50 | 0,00% |
| Spain | 3,10 | 1,30 | 16,10 | 1,90 | -4,50 | 0,00% |
| Portugal | 2,40 | 0,80 | 8,10 | 0,46 | -2,00 | 0,00% |
| Switzerland | 1,90 | 0,80 | 2,90 | 9,81 | -0,19 | -0,75% |
| Greece | 1,80 | 0,20 | 20,90 | -0,57 | 0,50 | 0,00% |
| Japan | 1,60 | 1,50 | 2,50 | 4,00 | -4,98 | ¥80T |
| Australia | 2,40 | 1,90 | 5,60 | -3,10 | -0,91 | 1,50% |
| China | 6,80 | 2,10 | 3,90 | 1,33 | -3,72 | 17,00% |

EQUITY MARKET: Return by Indices

| Indices | Value | 1W Ret. |
|------------------------|------------|---------|
| VENEZUELA STOCK MKT | 12.241,47 | 9,57% |
| IBEX 35 INDEX | 9.762,75 | 0,41% |
| Euro Stoxx 50 Pr | 3.433,19 | 1,07% |
| NIKKEI 225 | 21.756,90 | 0,09% |
| CAC 40 INDEX | 5.289,31 | 0,98% |
| DAX INDEX | 12.363,31 | 1,66% |
| FTSE 100 INDEX | 7.215,27 | 1,40% |
| SWISS MARKET INDEX | 8.721,60 | 0,12% |
| S&P 500 INDEX | 2.634,73 | 1,30% |
| HANG SENG INDEX | 30.272,59 | -0,07% |
| DOW JONES INDUS, AV | 24.169,62 | 1,24% |
| S&P/NZX 50 Index Gross | 8.430,24 | -0,60% |
| S&P/BMV IPC | 48.413,63 | 2,44% |
| BRAZIL IBOVESPA INDE | 83.820,82 | 0,37% |
| LUXEMBOURG LuxX IND | 1.541,12 | 4,79% |
| BIST 100 INDEX | 112.013,05 | -3,22% |



RATE MARKET

| EURO SWAPS (3M) | | Europe Countries | | United Kingdom | | United States | | | |
|-----------------|-----------|------------------|---------|----------------|---------|---------------|---------|----------------|-----------|
| Tenor | Mid Yield | Cash Market | | Cash Market | | Cash Market | | Active Futures | |
| 1Y | -0,316 | 3M Euribor | -0,329 | 1M libor | 0,52369 | 1M libor | 1,8955 | 5 Year | 113,875 |
| 2Y | -0,2031 | 6M Euribor | -0,271 | 2M libor | 0,64256 | 3M libor | 2,35281 | 10 Year | 120,28125 |
| 3Y | -0,031 | 12M Euribor | -0,19 | 3M libor | 0,78049 | 6M libor | 2,49 | Long Bond | 144,75 |
| 4Y | 0,1465 | EONIA | -0,364 | 6M libor | 0,89888 | 1Y libor | 2,73094 | 5Y Swap | 96,046875 |
| 5Y | 0,3058 | EURONIA | -0,4823 | UK base | 0,5 | FED funds | 1,68 | 10Y Swap | 93,890625 |
| 6Y | 0,4493 | 1W Repo | 0 | sonia O/N | 0,4657 | 1W Repo | 1,765 | 30Y Swap | 90,625 |
| 7Y | 0,5796 | Active Futures | | Active Futures | | | | | |
| 8Y | 0,6958 | 2Y schatz | 111,895 | 3M 1st | 99,1 | | | | |
| 9Y | 0,8016 | 5Y bobl | 130,98 | 3M 2nd | 99,02 | | | | |
| 10Y | 0,8963 | 10Y bund | 158,83 | Long gilt | 121,62 | | | | |
| 15Y | 1,235 | 30Y bund | 163,82 | 3M euribor | 100,325 | | | | |
| 20Y | 1,3917 | 3M libor | 99,1 | 10Y bund | 158,83 | | | | |
| 25Y | 1,4418 | 3M euribor | 100,325 | 3M euro\$ | 97,095 | | | | |
| 30Y | 1,4539 | euro\$ | 97,095 | | | | | | |

Disclaimer : This material is for your private information and is confidential. The document described herein is NOT intended to advise or influent the Client decision. It is aimed at the Client to summarize Market movements over the week. New Momentum disclaims all responsibility for any loss generated by any transaction. The Client is aware that certain transactions may give rise to substantial risks and are NOT suitable for all. This material is the New Momentum's property and can NOT be diffused without New Momentum agreement.