



WEEKLY MARKET ANALYSIS

Paris
1 rue Rossini
75009 Paris
France
+33 1 82 88 55 86

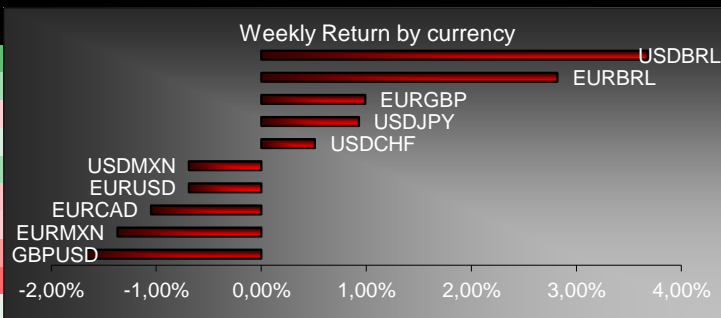
Madrid
calle Fortuny 45
28010 Madrid
Espana
+34 91 826 70 92

www.New-Momentum.com

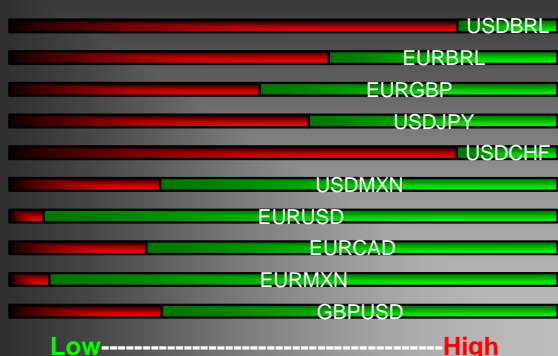
20/05/2019

FX MARKET: Return by currency (in %)

Currencies	Spot	1W Ret.	MTD Ret.	QTD Ret.	YTD Ret.
USDBRL	4,0991	3,68%	4,54%	4,56%	5,80%
EURBRL	4,5721	2,82%	4,03%	3,90%	2,82%
EURGBP	0,8763	0,99%	1,89%	1,82%	-2,46%
USDJPY	110,1600	0,93%	-1,04%	-0,63%	0,45%
USDCHF	1,0109	0,51%	-0,77%	1,58%	2,86%
USDMXN	19,1080	-0,69%	0,64%	-1,65%	-2,84%
EURUSD	1,1158	-0,69%	-0,53%	-0,54%	-2,57%
EURCAD	1,4982	-1,05%	-0,40%	0,05%	-3,97%
EURMXN	21,3201	-1,37%	0,11%	-2,16%	-5,32%
GBPUSD	1,2733	-1,66%	-2,37%	-2,32%	-0,10%



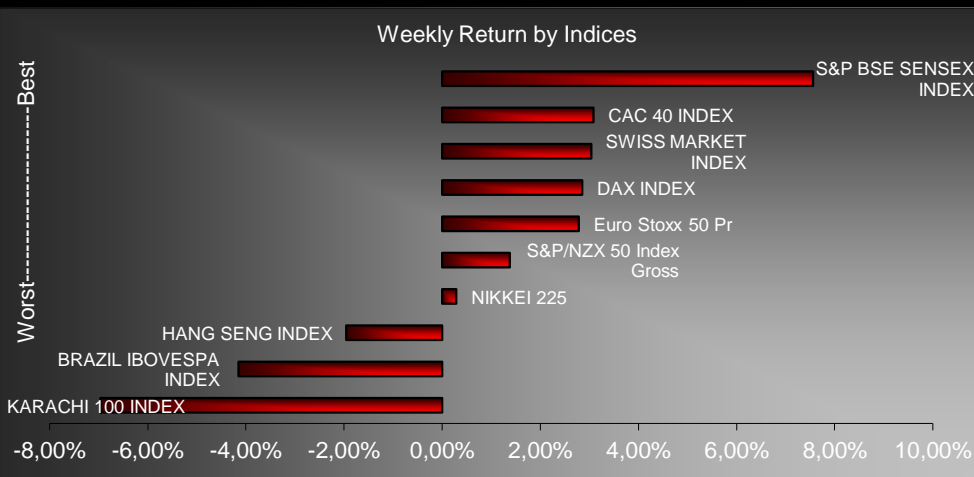
Actual Spot with annual High/Low



Countries	GDP	CPI	Unemploy	Curr Acc Bal	Budget Bal	Central Bk
US	3,20	2,00	3,60	-2,34	-4,10	2,50%
Brazil	1,07	4,94	8,20	-0,73	-6,98	6,50%
Mexico	1,26	4,41	3,25	-1,65	-2,10	8,25%
UK	1,80	1,90	3,80	-3,86	-1,15	0,75%
France	1,10	1,50	8,70	-0,42	-3,80	0,00%
Germany	0,70	2,10	3,20	7,18	1,70	0,00%
Italy	0,10	1,10	10,20	2,47	-2,10	0,00%
Spain	2,40	1,60	14,00	0,93	-2,50	0,00%
Portugal	1,80	0,90	6,80	-0,61	-0,50	0,00%
Switzerland	1,50	0,70	2,40	10,23	1,24	-0,75%
Greece	1,60	1,10	19,80	-2,90	1,10	0,00%
Japan	2,10	0,50	2,50	3,53	-3,16	¥80T
Australia	2,30	1,30	5,20	-1,50	-0,15	1,50%
China	6,40	2,50	3,80	1,05	-2,19	13,50%

EQUITY MARKET: Return by Indices

Indices	Value	1W Ret.
S&P BSE SENSEX INDEX	39.041,47	7,56%
IBEX 35 INDEX	9.277,60	2,47%
Euro Stoxx 50 Pr	3.416,71	2,78%
NIKKEI 225	21.301,73	0,29%
CAC 40 INDEX	5.430,29	3,08%
DAX INDEX	12.238,94	2,85%
FTSE 100 INDEX	7.354,10	1,65%
SWISS MARKET INDEX	9.639,67	3,04%
S&P 500 INDEX	2.859,53	2,34%
HANG SENG INDEX	27.810,66	-1,96%
DOW JONES INDUS. AVC	25.764,00	2,38%
S&P/NZX 50 Index Gross	10.234,15	1,38%
S&P/BMV IPC	43.445,62	1,86%
BRAZIL IBOVESPA INDE	89.992,73	-4,15%
LUXEMBOURG LuxX INDI	1.325,22	1,68%
KARACHI 100 INDEX	32.499,53	-6,97%



RATE MARKET

EURO SWAPS (3M)		Europe Countries		United Kingdom	
Tenor	Mid Yield	Cash Market		Cash Market	
1Y	-0,3396	3M Euribor	-0,313	1M libor	0,73088
2Y	-0,3227	6M Euribor	-0,24	2M libor	0,77175
3Y	-0,2705	12M Euribor	-0,133	3M libor	0,80375
4Y	-0,197	EONIA	-0,37	6M libor	0,9065
5Y	-0,1098	EURONIA	-0,4624	UK base	0,75
6Y	-0,0199	1W Repo	0	sonia O/N	0,71
7Y	0,0748	Active Futures		Active Futures	
8Y	0,1721	2Y schatz	112,035	3M 1st	99,19
9Y	0,2661	5Y bobl	133,5	3M 2nd	99,17
10Y	0,3569	10Y bund	166,92	Long gilt	128,9
15Y	0,7096	30Y bund	192,96	3M euribor	100,345
20Y	0,8909	3M libor	99,14	10Y bund	166,92
25Y	0,9606	3M euribor	100,345	3M euro\$	97,635
30Y	0,9828	euro\$	97,635		

United States			
Cash Market		Active Futures	
1M libor	2,44188	5 Year	115,96875
3M libor	2,52188	10 Year	124,390625
6M libor	2,55375	Long Bond	149,53125
1Y libor	2,63538	5Y Swap	103,835938
FED funds	2,38	10Y Swap	105,765625
1W Repo	2,48	30Y Swap	109,1875

Disclaimer : This material is for your private information and is confidential. The document described herein is NOT intended to advise or influent the Client decision. It is aimed at the Client to summarize Market movements over the week. New Momentum disclaims all responsibility for any loss generated by any transaction. The Client is aware that certain transactions may give rise to substantial risks and are NOT suitable for all. This material is the New Momentum's property and can NOT be diffused without New Momentum agreement.