



WEEKLY MARKET ANALYSIS

Paris
1 rue Rossini
75009 Paris
France
+33 1 71 60 75 22

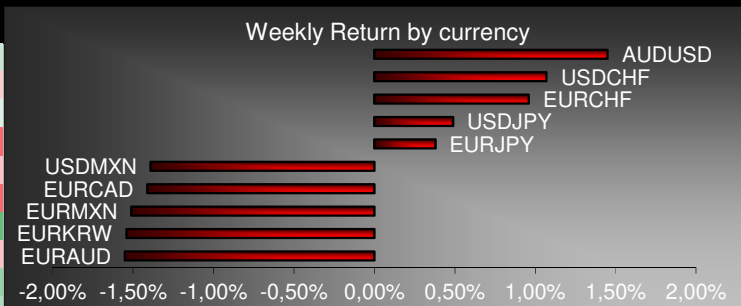
Madrid
calle General Castaños 4
28004 Madrid
Espana
+34 91 826 70 92

www.New-Momentum.com

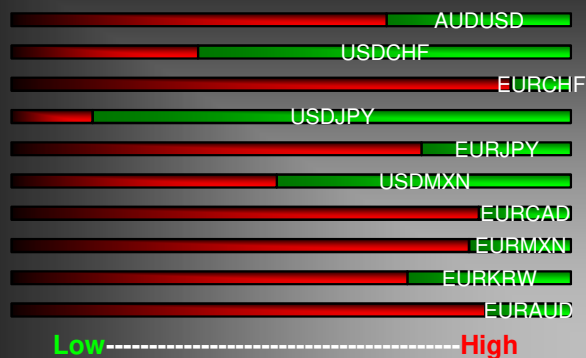
12/03/2018

FX MARKET: Return by currency (in %)

Currencies	Spot	1W Ret.	MTD Ret.	QTD Ret.	YTD Ret.
AUDUSD	0,7870	1,45%	1,00%	0,78%	0,78%
USDCHF	0,9501	1,07%	0,61%	-2,49%	-2,49%
EURCHF	1,1705	0,96%	1,54%	0,02%	0,02%
USDJPY	106,6900	0,49%	-0,04%	-5,32%	-5,32%
EURJPY	131,4500	0,38%	0,87%	-2,83%	-2,83%
USDMXN	18,6159	-1,39%	-0,99%	-5,31%	-5,31%
EURCAD	1,5782	-1,41%	0,89%	4,59%	4,59%
EURMXN	22,9346	-1,51%	-0,09%	-2,87%	-2,87%
EURKRW	1311,5000	-1,54%	-0,97%	2,77%	2,77%
EURAUD	1,5655	-1,55%	-0,09%	1,84%	1,84%



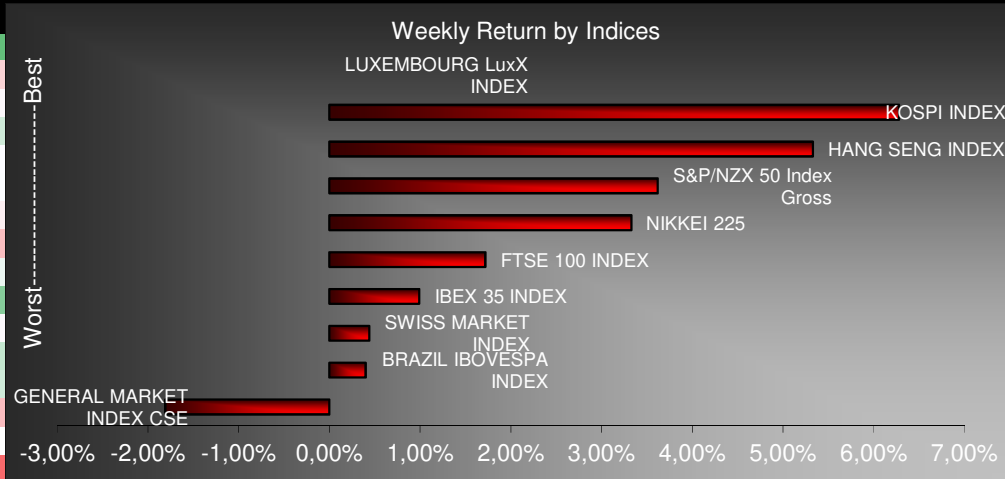
Actual Spot with annual High/Low



Countries	GDP	CPI	Unemploy	Curr Acc Bal	Budget Bal	Central Bk
US	2,50	2,10	4,10	-2,32	-3,40	1,50%
Brazil	2,12	2,84	8,20	-0,48	-8,49	6,75%
Mexico	1,52	5,34	3,39	-1,63	-1,10	7,50%
UK	1,40	3,00	4,40	-4,61	-1,81	0,50%
France	2,50	1,30	8,90	-1,19	-3,80	0,00%
Germany	2,90	1,20	3,60	7,89	0,80	0,00%
Italy	1,60	0,70	11,10	2,91	-2,50	0,00%
Spain	3,10	1,20	16,30	1,70	-4,50	0,00%
Portugal	2,40	0,70	8,10	0,46	-2,00	0,00%
Switzerland	1,90	0,60	2,90	9,88	-0,19	-0,75%
Greece	1,80	0,40	21,20	-1,06	0,50	0,00%
Japan	1,60	1,40	2,40	4,00	-4,98	¥80T
Australia	2,40	1,90	5,50	-3,10	-0,91	1,50%
China	6,80	2,90	3,90	1,38	-3,72	17,00%

EQUITY MARKET: Return by Indices

Indices	Value	1W Ret.
KOSPI INDEX	2.430,75	6,28%
IBEX 35 INDEX	9.638,45	0,99%
Euro Stoxx 50 Pr	3.387,93	1,94%
NIKKEI 225	21.433,06	3,33%
CAC 40 INDEX	5.220,82	2,07%
DAX INDEX	12.218,78	2,12%
FTSE 100 INDEX	7.170,25	1,72%
SWISS MARKET INDEX	8.870,12	0,44%
S&P 500 INDEX	2.753,76	2,54%
HANG SENG INDEX	30.675,83	5,33%
DOW JONES INDUS, AV	25.105,25	1,98%
S&P/NZX 50 Index Gross	8.371,91	3,62%
S&P/BMV IPC	48.138,68	3,31%
BRAZIL IBOVESPA INDE	86.197,12	0,40%
LUXEMBOURG LuxX IND	#N/A	#N/A
GENERAL MARKET INDE	68,87	-1,81%



RATE MARKET

EURO SWAPS (3M)		Europe Countries		United Kingdom	
Tenor	Mid Yield	Cash Market		Cash Market	
1Y	-0,312	3M Euribor	-0,327	1M libor	0,49988
2Y	-0,184	6M Euribor	-0,271	2M libor	0,52094
3Y	0,012	12M Euribor	-0,191	3M libor	0,60132
4Y	0,206	EONIA	-0,361	6M libor	0,70263
5Y	0,377	EURONIA	-0,484	UK base	0,5
6Y	0,532	1W Repo	0	sonia O/N	0,4627
7Y	0,668	Active Futures		Active Futures	
8Y	0,788	2Y schatz	111,815	3M 1st	99,36501
9Y	0,896	5Y bobl	130,24	3M 2nd	99,18001
10Y	0,991	10Y bund	156,98	Long gilt	121,24
15Y	1,329	30Y bund	160,58	3M euribor	100,275
20Y	1,482	3M libor	99,18001	10Y bund	156,98
25Y	1,531	3M euribor	100,275	3M euro\$	97,105
30Y	1,541	euro\$	97,105		

United States			
Cash Market		Active Futures	
1M libor	1,75032	5 Year	113,921875
3M libor	2,08875	10 Year	119,9375
6M libor	2,26863	Long Bond	142,96875
1Y libor	2,5445	5Y Swap	96,1875
FED funds	1,41	10Y Swap	93,75
1W Repo	1,495	30Y Swap	88,6875

Disclaimer : This material is for your private information and is confidential. The document described herein is NOT intended to advise or influent the Client decision. It is aimed at the Client to summarize Market movements over the week. New Momentum disclaims all responsibility for any loss generated by any transaction. The Client is aware that certain transactions may give rise to substantial risks and are NOT suitable for all. This material is the New Momentum's property and can NOT be diffused without New Momentum agreement.