



WEEKLY MARKET ANALYSIS

Paris
1 rue Rossini
75009 Paris
France
+33 1 82 88 55 86

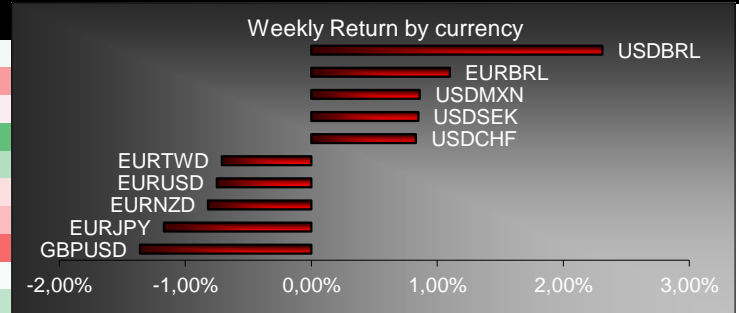
Madrid
calle Fortuny 45
28010 Madrid
Espana
+34 91 826 70 92

www.New-Momentum.com

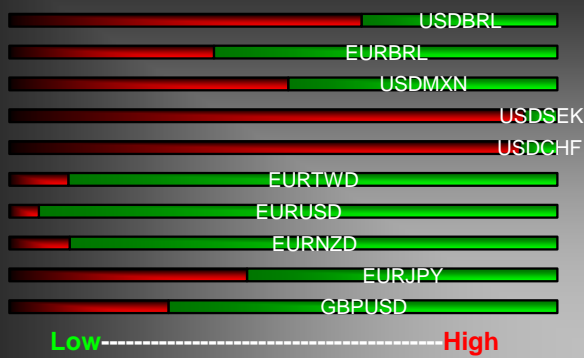
11/03/2019

FX MARKET: Return by currency (in %)

Currencies	Spot	1W Ret.	MTD Ret.	QTD Ret.	YTD Ret.
USDBRL	3,8658	2,31%	2,90%	-0,22%	-0,22%
EURBRL	4,3415	1,10%	1,64%	-2,36%	-2,36%
USDMXN	19,4771	0,86%	1,12%	-0,96%	-0,96%
USDSEK	9,4185	0,85%	2,07%	6,08%	6,08%
USDCHF	1,0080	0,83%	1,05%	2,56%	2,56%
EURTWD	34,7640	-0,71%	-0,74%	-1,19%	-1,19%
EURUSD	1,1247	-0,75%	-1,19%	-1,79%	-1,79%
EURNZD	1,6506	-0,82%	-1,26%	-3,27%	-3,27%
EURJPY	125,1200	-1,17%	-1,25%	-0,40%	-0,40%
GBPUSD	1,3003	-1,36%	-1,98%	2,01%	2,01%



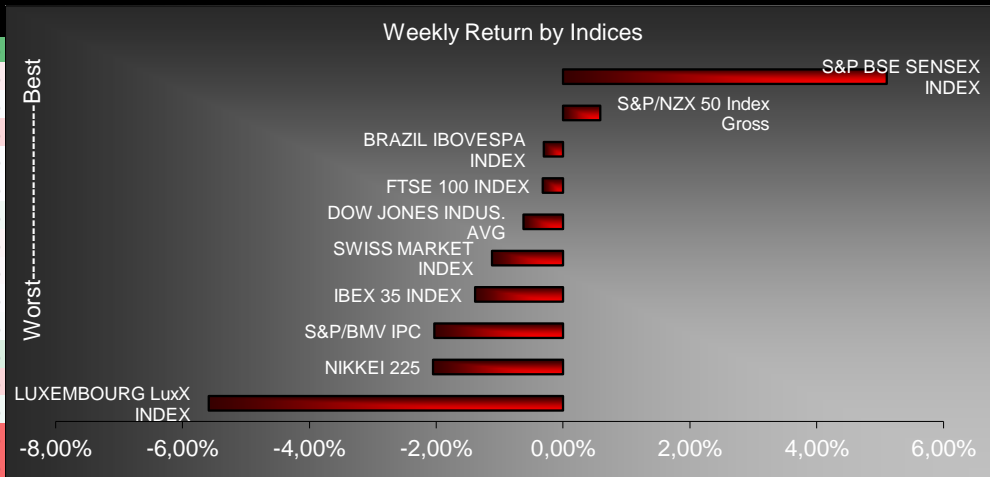
Actual Spot with annual High/Low



Countries	GDP	CPI	Unemploy	Curr Acc Bal	Budget Bal	Central Bk
US	2,60	1,60	3,80	-2,25	-4,20	2,50%
Brazil	1,07	3,78	8,20	-0,73	-7,00	6,50%
Mexico	1,71	3,94	3,57	-1,65	-2,10	8,25%
UK	1,30	1,80	4,00	-3,80	-1,37	0,75%
France	0,90	1,50	8,80	-0,74	-3,80	0,00%
Germany	0,60	1,70	3,20	7,41	1,00	0,00%
Italy	0,00	1,20	10,50	2,58	-2,40	0,00%
Spain	2,40	1,10	14,10	0,84	-3,10	0,00%
Portugal	1,70	0,90	6,70	-0,61	-3,00	0,00%
Switzerland	1,50	0,60	2,40	9,96	1,24	-0,75%
Greece	1,60	0,50	18,20	-2,87	0,80	0,00%
Japan	1,90	0,20	2,50	3,48	-3,16	¥80T
Australia	2,30	1,80	5,00	-1,50	-0,15	1,50%
China	6,40	1,50	3,82	0,38	-3,69	13,50%

EQUITY MARKET: Return by Indices

Indices	Value	1W Ret.
S&P BSE SENSEX INDEX COLCAP		5,10%
IBEX 35 INDEX	2004,23	-1,39%
Euro Stoxx 50 Pr	11156,43	-0,71%
NIKKEI 225	7706,34	-2,05%
CAC 40 INDEX	7279,30	-0,76%
DAX INDEX	n,a	-0,82%
FTSE 100 INDEX	2877,13	-0,32%
SWISS MARKET INDEX	4486,11	-1,12%
S&P 500 INDEX	888,71	-0,98%
HANG SENG INDEX	n,a	-0,84%
DOW JONES INDUS. AVC	6634,45	-0,62%
S&P/NZX 50 Index Gross	1272,38	0,59%
S&P/BMV IPC	2849,41	-2,03%
BRAZIL IBOVESPA INDE	29455,22	-0,30%
LUXEMBOURG LuxX INDI	33611,69	-5,59%
LUXEMBOURG LuxX INDI	33611,69	-5,59%



RATE MARKET

EURO SWAPS (3M)		Europe Countries		United Kingdom	
Tenor	Mid Yield	Cash Market		Cash Market	
1Y	-0,302	3M Euribor	-0,308	1M libor	0,72725
2Y	-0,2536	6M Euribor	-0,232	2M libor	0,78563
3Y	-0,1764	12M Euribor	-0,109	3M libor	0,846
4Y	-0,0872	EONIA	-0,369	6M libor	0,97738
5Y	0,008	EURONIA	-0,4639	UK base	0,75
6Y	0,1051	1W Repo	0	sonia O/N	0,7055
7Y	0,205	Active Futures		Active Futures	
8Y	0,3038	2Y schatz	111,83	3M 1st	99,145
9Y	0,403	5Y bobl	132,44	3M 2nd	99,125
10Y	0,4965	10Y bund	164,37	Long gilt	127,11
15Y	0,855	30Y bund	185,7	3M euribor	100,295
20Y	1,033	3M libor	99,035	10Y bund	164,37
25Y	1,1	3M euribor	100,295	3M euro\$	97,37
30Y	1,1225	euro\$	97,37		

United States			
Cash Market		Active Futures	
1M libor	2,4915	5 Year	114,828125
3M libor	2,59663	10 Year	122,546875
6M libor	2,679	Long Bond	145,40625
1Y libor	2,86363	5Y Swap	101,140625
FED funds	2,4	10Y Swap	103
1W Repo	2,475	30Y Swap	89,28125

Disclaimer : This material is for your private information and is confidential. The document described herein is NOT intended to advise or influent the Client decision. It is aimed at the Client to summarize Market movements over the week. New Momentum disclaims all responsibility for any loss generated by any transaction. The Client is aware that certain transactions may give rise to substantial risks and are NOT suitable for all. This material is the New Momentum's property and can NOT be diffused without New Momentum agreement.