

WEEKLY MARKET ANALYSIS



Paris
1 rue Rossini
75009 Paris
France
+33 1 82 88 55 86

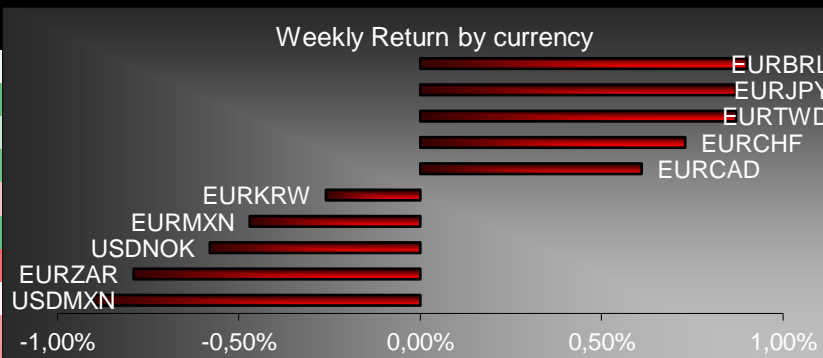
Madrid
calle Fortuny 45
28010 Madrid
Espana
+34 91 826 70 92

www.New-Momentum.com

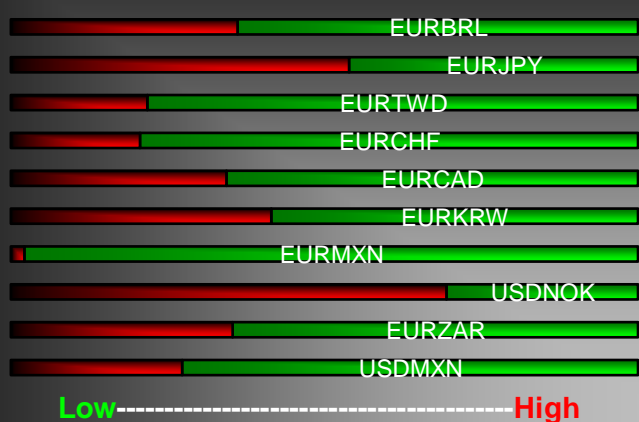
15/04/2019

FX MARKET: Return by currency (in %)

Currencies	Spot	1W Ret.	MTD Ret.	QTD Ret.	YTD Ret.
EURBRL	4,3865	0,90%	-0,32%	-0,32%	-1,35%
EURJPY	126,6800	0,87%	1,87%	1,87%	0,84%
EURTWD	34,9205	0,87%	0,91%	0,91%	-0,75%
EURCHF	1,1336	0,73%	1,55%	1,55%	0,72%
EURCAD	1,5089	0,61%	0,76%	0,76%	-3,29%
EURKRW	1280,7000	-0,26%	0,35%	0,35%	0,84%
EURMXN	21,2350	-0,47%	-2,55%	-2,55%	-5,70%
USDNOK	8,4915	-0,58%	-1,57%	-1,57%	-1,83%
EURZAR	15,7456	-0,79%	-3,23%	-3,23%	-4,39%
USDMXN	18,7650	-0,90%	-3,41%	-3,41%	-4,58%



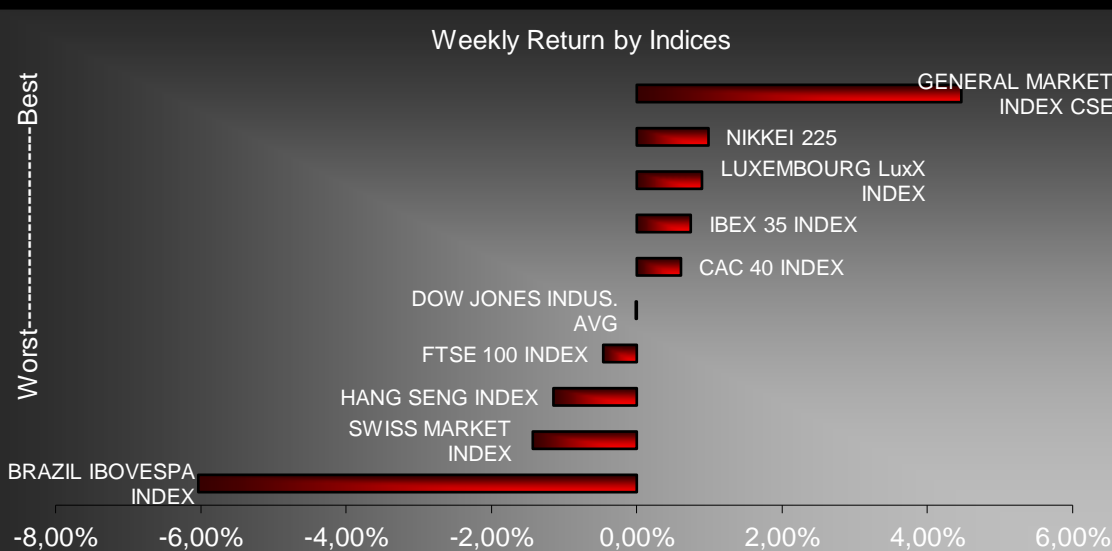
Actual Spot with annual High/Low



Countries	GDP	CPI	Unemploy	Curr Acc Bal	Budget Bal	Central Bk
US	2,20	1,90	3,80	-2,34	-4,20	2,50%
Brazil	1,07	4,58	8,20	-0,73	-7,03	6,50%
Mexico	1,71	4,00	3,30	-1,65	-2,10	8,25%
UK	1,40	1,90	3,90	-3,86	-1,36	0,75%
France	1,00	1,30	8,80	-0,33	-3,80	0,00%
Germany	0,60	1,40	3,10	7,34	1,00	0,00%
Italy	0,00	1,10	10,70	2,47	-2,40	0,00%
Spain	2,30	1,30	13,90	0,93	-3,10	0,00%
Portugal	1,70	0,80	6,70	-0,61	-3,00	0,00%
Switzerland	1,50	0,70	2,40	10,23	1,24	-0,75%
Greece	1,60	1,00	19,60	-2,90	0,80	0,00%
Japan	1,90	0,20	2,30	3,50	-3,16	¥80T
Australia	2,30	1,80	4,90	-1,50	-0,15	1,50%
China	6,40	2,30	3,80	0,38	-2,19	13,50%

EQUITY MARKET: Return by Indices

Indices	Value	1W Ret.
GENERAL MARKET INDE COLCAP		4,47%
IBEX 35 INDEX	5269,63	0,74%
Euro Stoxx 50 Pr	2288,66	0,35%
NIKKEI 225	3668,36	0,99%
CAC 40 INDEX	1635,28	0,61%
DAX INDEX	2983,59	0,00%
FTSE 100 INDEX	334,88	-0,46%
SWISS MARKET INDEX	1227,42	-1,43%
S&P 500 INDEX	1630,90	0,12%
HANG SENG INDEX	863,56	-1,15%
DOW JONES INDUS. AVC	2208,71	-0,01%
S&P/NZX 50 Index Gross	5279,09	0,29%
S&P/BMV IPC	2877,13	0,00%
BRAZIL IBOVESPA INDE	29455,22	-6,04%
LUXEMBOURG LuxX INDI	6141,70	0,90%
BRAZIL IBOVESPA INDE	29455,22	-6,04%



RATE MARKET

EURO SWAPS (3M)		Europe Countries		United Kingdom	
Tenor	Mid Yield	Cash Market		Cash Market	
1Y	-0,314	3M Euribor	-0,31	1M libor	0,73025
2Y	-0,2764	6M Euribor	-0,232	2M libor	0,77825
3Y	-0,2053	12M Euribor	-0,112	3M libor	0,82888
4Y	-0,1179	EONIA	-0,364	6M libor	0,94163
5Y	-0,0211	EURONIA	-0,4624	UK base	0,75
6Y	0,0788	1W Repo	0	sonia O/N	0,7074
7Y	0,1821	Active Futures		Active Futures	
8Y	0,2849	2Y schatz	111,875	3M 1st	99,15
9Y	0,3861	5Y bobl	132,66	3M 2nd	99,11
10Y	0,4821	10Y bund	164,56	Long gilt	126,84
15Y	0,8451	30Y bund	186,28	3M euribor	100,31
20Y	1,025	3M libor	99,065	10Y bund	164,56
25Y	1,094	3M euribor	100,31	3M euro\$	97,45
30Y	1,117	euro\$	97,45		

United States			
Cash Market		Active Futures	
1M libor	2,47738	5 Year	115,179688
3M libor	2,601	10 Year	123,09375
6M libor	2,63775	Long Bond	146,875
1Y libor	2,74838	5Y Swap	102,804688
FED funds	2,4	10Y Swap	103,90625
1W Repo	2,5	30Y Swap	105,3125

Disclaimer : This material is for your private information and is confidential. The document described herein is NOT intended to advise or influence the Client decision. It is aimed at the Client to summarize Market movements over the week. New Momentum disclaims all responsibility for any loss generated by any transaction. The Client is aware that certain transactions may give rise to substantial risks and are NOT suitable for all. This material is the New Momentum's property and can NOT be diffused without New Momentum agreement.