



WEEKLY MARKET ANALYSIS

Paris
1 rue Rossini
75009 Paris
France
+33 1 82 88 55 86

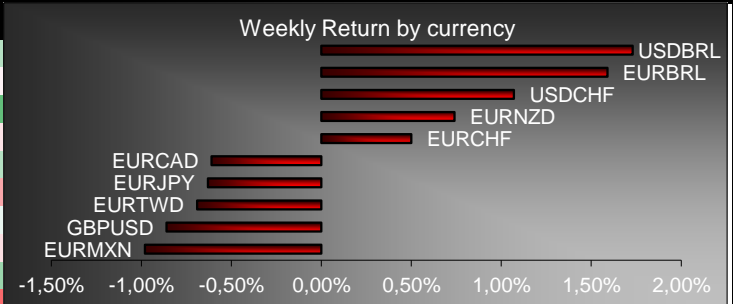
Madrid
calle Fortuny 45
28010 Madrid
Espana
+34 91 826 70 92

www.New-Momentum.com

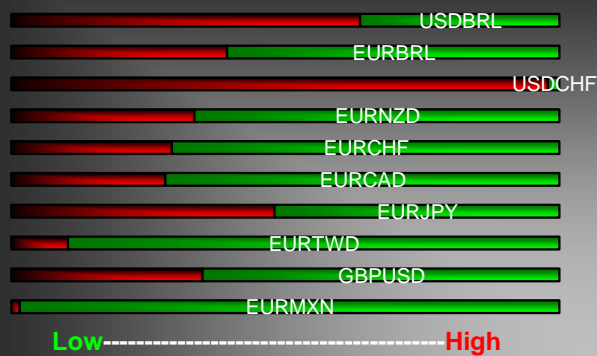
22/04/2019

FX MARKET: Return by currency (in %)

Currencies	Spot	1W Ret.	MTD Ret.	QTD Ret.	YTD Ret.
USDBRL	3,9271	1,73%	0,17%	0,17%	1,36%
EURBRL	4,4133	1,59%	0,29%	0,29%	-0,75%
USDCHF	1,0147	1,07%	1,96%	1,96%	3,24%
EURNZD	1,6840	0,74%	2,15%	2,15%	-1,31%
EURCHF	1,1407	0,50%	2,18%	2,18%	1,35%
EURCAD	1,5029	-0,61%	0,36%	0,36%	-3,67%
EURJPY	125,8000	-0,63%	1,17%	1,17%	0,15%
EURTWD	34,6807	-0,69%	0,21%	0,21%	-1,43%
GBPUSD	1,2995	-0,86%	-0,31%	-0,31%	1,95%
EURMXN	21,1246	-0,98%	-3,06%	-3,06%	-6,19%



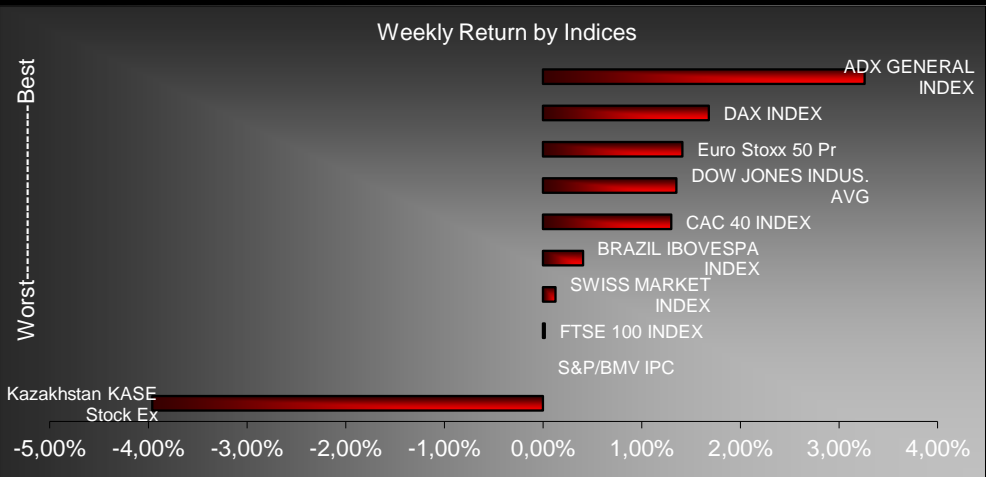
Actual Spot with annual High/Low



Countries	GDP	CPI	Unemploy	Curr Acc Bal	Budget Bal	Central Bk
US	2,20	1,90	3,80	-2,34	-4,20	2,50%
Brazil	1,07	4,58	8,20	-0,73	-7,03	6,50%
Mexico	1,71	4,00	3,30	-1,65	-2,10	8,25%
UK	1,40	1,90	3,90	-3,86	-1,52	0,75%
France	1,00	1,30	8,80	-0,33	-3,80	0,00%
Germany	0,60	1,40	3,10	7,34	1,00	0,00%
Italy	0,00	1,10	10,70	2,47	-2,40	0,00%
Spain	2,30	1,30	13,90	0,93	-3,10	0,00%
Portugal	1,70	0,80	6,70	-0,61	-3,00	0,00%
Switzerland	1,50	0,70	2,40	10,23	1,24	-0,75%
Greece	1,60	1,00	19,60	-2,90	0,80	0,00%
Japan	1,90	0,50	2,30	3,50	-3,16	¥80T
Australia	2,30	1,80	5,00	-1,50	-0,15	1,50%
China	6,40	2,30	3,80	0,38	-2,19	13,50%

EQUITY MARKET: Return by Indices

Indices	Value	1W Ret.
ADX GENERAL INDEX	48848,74	3,26%
IBEX 35 INDEX	5269,63	0,89%
Euro Stoxx 50 Pr	22373,09	1,41%
NIKKEI 225	1799,17	0,85%
CAC 40 INDEX	1624,24	1,30%
DAX INDEX	5990,68	1,68%
FTSE 100 INDEX	1630,90	0,02%
SWISS MARKET INDEX	863,56	0,13%
S&P 500 INDEX	8121,38	0,67%
HANG SENG INDEX	n,a,	1,11%
DOW JONES INDUS. AVC	1082,85	1,35%
S&P/NZX 50 Index Gross	1635,28	0,47%
S&P/BMV IPC	2983,59	0,00%
BRAZIL IBOVESPA INDE	37202,89	0,41%
LUXEMBOURG LuxX INDI	5203,93	1,24%
Kazakhstan KASE Stock E	29455,22	-3,96%



RATE MARKET

EURO SWAPS (3M)		Europe Countries		United Kingdom	
Tenor	Mid Yield	Cash Market		Cash Market	
1Y	-0,317	3M Euribor	-0,311	1M libor	0,73263
2Y	-0,283	6M Euribor	-0,232	2M libor	0,773
3Y	-0,218	12M Euribor	-0,112	3M libor	0,822
4Y	-0,135	EONIA	-0,366	6M libor	0,94125
5Y	-0,0425	EURONIA	-0,4644	UK base	0,75
6Y	0,057	1W Repo	0	sonia O/N	0,7084
7Y	0,1585	Active Futures		Active Futures	
8Y	0,261	2Y schatz	111,91	3M 1st	99,15501
9Y	0,36	5Y bobl	132,84	3M 2nd	99,11001
10Y	0,452	10Y bund	165,22	Long gilt	127,14
15Y	0,817	30Y bund	187,94	3M euribor	100,315
20Y	0,9985	3M libor	99,05501	10Y bund	165,22
25Y	1,069	3M euribor	100,315	3M euro\$	97,47
30Y	1,0915	euro\$	97,47		

United States			
Cash Market		Active Futures	
1M libor	2,48088	5 Year	115,171875
3M libor	2,58113	10 Year	123,046875
6M libor	2,629	Long Bond	146,59375
1Y libor	2,74638	5Y Swap	102,78125
FED funds	2,4	10Y Swap	103,828125
1W Repo	2,495	30Y Swap	104,9375

Disclaimer : This material is for your private information and is confidential. The document described herein is NOT intended to advise or influent the Client decision. It is aimed at the Client to summarize Market movements over the week. New Momentum disclaims all responsibility for any loss generated by any transaction. The Client is aware that certain transactions may give rise to substantial risks and are NOT suitable for all. This material is the New Momentum's property and can NOT be diffused without New Momentum agreement.